



Apprenticeship Completion Study November 2019




ONTARIO COLLEGE OF TRADES
ORDRE DES MÉTIERS DE L'ONTARIO

Introduction

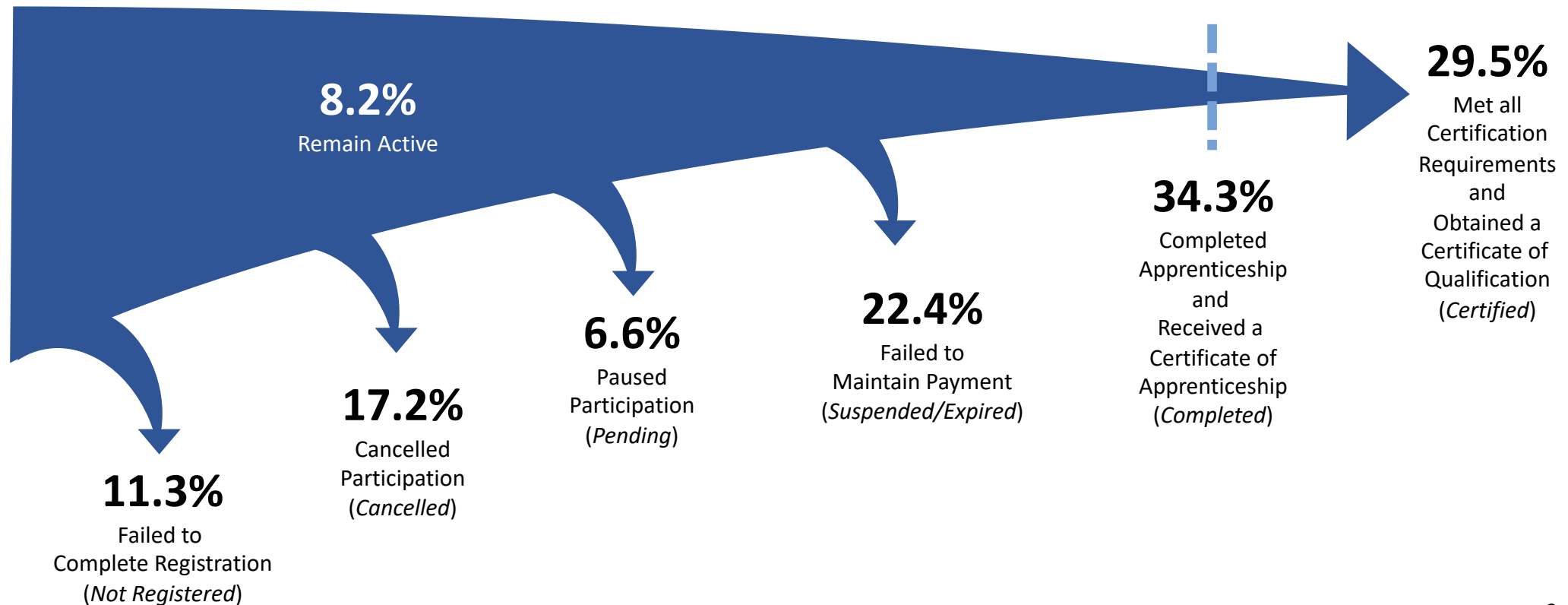
➤ *Historical Context*

- 27,448 apprenticeship programs were initiated during the Ontario College of Trades' first year of operation (April 9, 2013 to April 9, 2014)
- With the proclamation of the *Ontario College of Trades and Apprenticeship Act, 2009*, all individuals participating in apprenticeship programs established by the College were required to become/maintain membership in the College
- This study shows the current program status of each of these apprenticeships as of November 2019
- 'Apprenticeship Completion' rates shown in this study represent the actual completion of each and every specific apprenticeship in this study group and may not be calculated in the same manner as published in previous reports by other organizations



Apprenticeship Program Completion (ALL TRADES)

- *A total of 27,448 apprenticeships were initiated in the 12 month period (First year of operation - Apr 9, 2013 to Apr 9, 2014)*
- *More than 5 years later, here is where those apprenticeships stand*



Apprenticeship Program Completion (SECTORS)

➤ *Current status of all 27,448 apprenticeships initiated*

Current Status	Construction		Industrial		Motive Power		Service		Grand Total	
Initiated	9,042		3,390		4,079		10,937		27,448	
Failed to Complete Registration	572	6.3%	459	13.5%	430	10.5%	1,641	15.0%	3,102	11.3%
Cancelled Participation	1,226	13.6%	492	14.5%	736	18.0%	2,280	20.8%	4,734	17.2%
Paused Participation	320	3.5%	289	8.5%	235	5.8%	962	8.8%	1,806	6.6%
Failed to Maintain Payment	1,645	18.2%	611	18.0%	657	16.1%	3,226	29.5%	6,139	22.4%
Remain Active	1,231	13.6%	292	8.6%	484	11.9%	241	2.2%	2,248	8.2%
Completed Apprenticeship	4,048	44.8%	1,247	36.8%	1,537	37.7%	2,587	23.7%	9,419	34.3%
Obtained Certification	3,528	39.0%	873	25.8%	1,447	35.5%	2,241	20.5%	8,089	29.5%

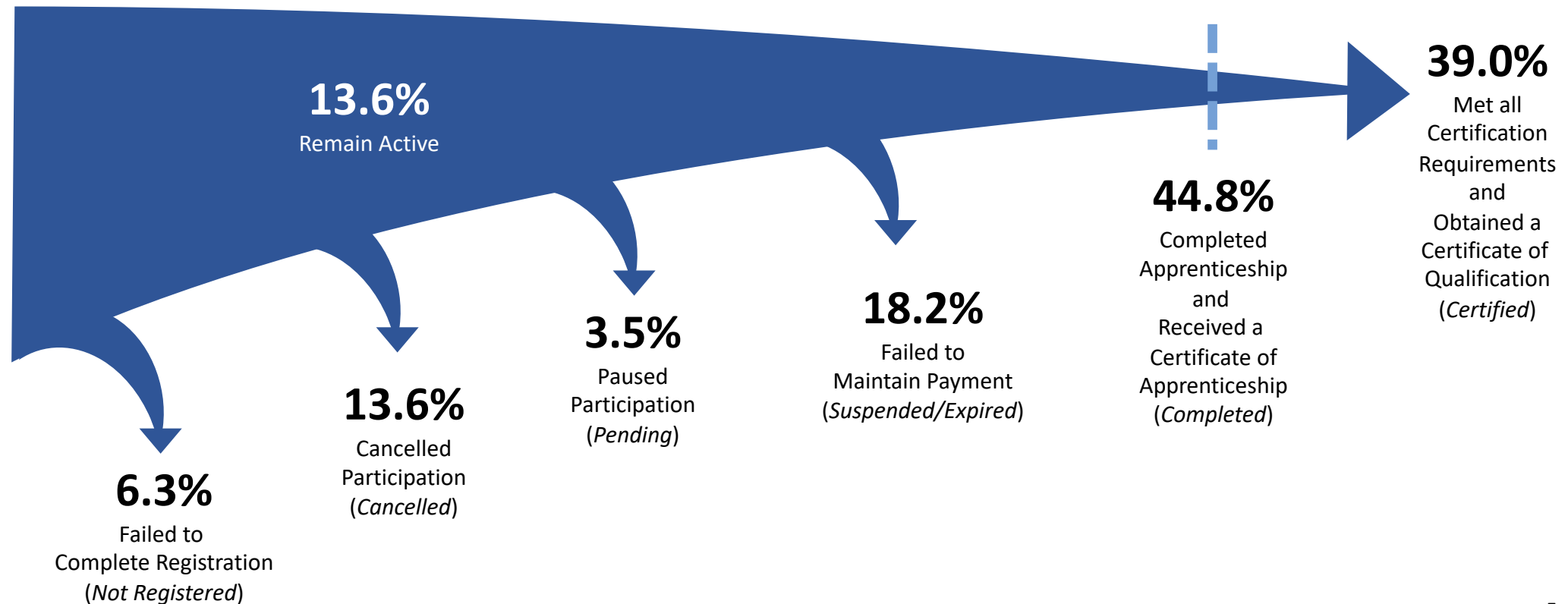
Apprenticeship Program Completion (CONSTRUCTION)

➤ *Current status of all 9,042 apprenticeships initiated in construction*

Trade	Trade Name	Typical Program Hours	Initiated (Received)	Failed to Complete Registration (Not Registered)		Cancelled Participation (Cancelled)		Paused Participation (Pending)		Failed to Maintain Payment (Suspended/Expired)		Remain Active (Active)		Completed Apprenticeship (CofA)		Obtained Certification (CofQ) (Certified)	
428A	Construction Boilermaker	6,600	41	1	2.4%	2	4.9%	2	4.9%	3	7.3%	1	2.4%	32	78.0%	31	75.6%
339A	Hoisting Engineer Mobile Crane Operator 1	6,000	120	3	2.5%	12	10.0%	7	5.8%	10	8.3%	5	4.2%	83	69.2%	85	70.8%
426A	Construction Millwright	8,000	99	0	0.0%	18	18.2%	3	3.0%	3	3.0%	5	5.1%	70	70.7%	65	65.7%
434A	Powerline Technician	8,000	283	6	2.1%	36	12.7%	3	1.1%	18	6.4%	23	8.1%	197	69.6%	179	63.3%
637C	Concrete Pump Operator	2,159	13	0	0.0%	0	0.0%	0	0.0%	5	38.5%	0	0.0%	8	61.5%	8	61.5%
427A	Sprinkler and Fire Protection Installer	7,200	203	12	5.9%	16	7.9%	3	1.5%	26	12.8%	26	12.8%	120	59.1%	118	58.1%
339B	Hoisting Engineer Tower Crane Operator	3,000	34	0	0.0%	4	11.8%	5	14.7%	4	11.8%	2	5.9%	19	55.9%	19	55.9%
309A	Electrician Construction and Maintenance	9,000	2,631	104	4.0%	406	15.4%	86	3.3%	195	7.4%	365	13.9%	1,475	56.1%	1,400	53.2%
420A	Ironworker Structural and Ornamental	6,000	141	8	5.7%	7	5.0%	7	5.0%	20	14.2%	13	9.2%	86	61.0%	72	51.1%
306A	Plumber	9,000	1,058	58	5.5%	124	11.7%	44	4.2%	99	9.4%	186	17.6%	547	51.7%	500	47.3%
313A	Refrigeration and Air Conditioning Systems Mechanic	9,000	381	24	6.3%	68	17.8%	20	5.2%	31	8.1%	78	20.5%	160	42.0%	160	42.0%
313D	Residential Air Conditioning Systems Mechanic	4,500	150	15	10.0%	58	38.7%	10	6.7%	16	10.7%	7	4.7%	44	29.3%	60	40.0%
308A	Sheet Metal Worker	9,000	390	23	5.9%	58	14.9%	34	8.7%	34	8.7%	68	17.4%	173	44.4%	153	39.2%
339C	Hoisting Engineer Mobile Crane Operator 2	1,000	23	5	21.7%	4	17.4%	3	13.0%	2	8.7%	2	8.7%	7	30.4%	9	39.1%
308R	Residential (Low Rise) Sheet Metal Installer	4,500	28	4	14.3%	16	57.1%	3	10.7%	-	0.0%	1	3.6%	4	14.3%	10	35.7%
307A	Steamfitter	9,000	215	5	2.3%	23	10.7%	9	4.2%	31	14.4%	63	29.3%	84	39.1%	74	34.4%
452A	Reinforcing Rodworker	4,000	100	17	17.0%	12	12.0%	1	1.0%	19	19.0%	1	1.0%	50	50.0%	28	28.0%
450A	Construction Craft Worker	2,880	452	59	13.1%	48	10.6%	14	3.1%	168	37.2%	22	4.9%	141	31.2%	96	21.2%
403A	General Carpenter	7,200	1,333	108	8.1%	164	12.3%	34	2.6%	394	29.6%	190	14.3%	443	33.2%	277	20.8%
451A	Drywall, Acoustic and Lathing Applicator	5,400	289	18	6.2%	15	5.2%	5	1.7%	124	42.9%	28	9.7%	99	34.3%	56	19.4%
253A	Heat and Frost Insulator	6,400	74	13	17.6%	1	1.4%	1	1.4%	8	10.8%	6	8.1%	45	60.8%	14	18.9%
401A	Brick and Stone Mason	5,600	183	27	14.8%	22	12.0%	2	1.1%	78	42.6%	8	4.4%	46	25.1%	34	18.6%
404D	Painter and Decorator Industrial	6,000	22	2	9.1%	1	4.5%	1	4.5%	10	45.5%	3	13.6%	5	22.7%	4	18.2%
453A	Drywall Finisher and Plasterer	5,400	63	4	6.3%	10	15.9%	1	1.6%	25	39.7%	2	3.2%	21	33.3%	11	17.5%
253H	Hazardous Materials Worker	3,000	45	16	35.6%	1	2.2%	7	15.6%	10	22.2%	1	2.2%	10	22.2%	7	15.6%
636B	Heavy Equipment Operator Excavator	2,500	123	6	4.9%	14	11.4%	2	1.6%	53	43.1%	28	22.8%	20	16.3%	17	13.8%
309C	Electrician Domestic and Rural	7,200	27	4	14.8%	15	55.6%	0	0.0%	4	14.8%	2	7.4%	2	7.4%	3	11.1%
636A	Heavy Equipment Operator Tractor Loader Backhoe	2,500	117	2	1.7%	18	15.4%	3	2.6%	52	44.4%	26	22.2%	16	13.7%	13	11.1%
424A	Architectural Glass and Metal Technician	8,000	101	2	2.0%	10	9.9%	0	0.0%	55	54.5%	17	16.8%	17	16.8%	10	9.9%
449A	Roofer	4,000	21	4	19.0%	1	4.8%	1	4.8%	7	33.3%	1	4.8%	7	33.3%	2	9.5%
636C	Heavy Equipment Operator Dozer	2,500	107	1	0.9%	19	17.8%	3	2.8%	49	45.8%	25	23.4%	10	9.3%	9	8.4%
404C	Painter and Decorator Commercial and Residential	6,000	45	5	11.1%	9	20.0%	1	2.2%	22	48.9%	3	6.7%	5	11.1%	3	6.7%
448A	Floor Covering Installer	6,000	54	5	9.3%	4	7.4%	1	1.9%	26	48.1%	16	29.6%	2	3.7%	1	1.9%
241A	Terrazzo, Tile and Marble Setter	5,600	31	4	12.9%	4	12.9%	0	0.0%	19	61.3%	4	12.9%	0	0.0%	0	0.0%
244G	Cement (Concrete) Finisher	4,980	41	7	17.1%	5	12.2%	2	4.9%	24	58.5%	3	7.3%	0	0.0%	0	0.0%
420B	Ironworker Generalist	8,000	2	0	0.0%	0	0.0%	2	100.0%	0	0.0%	0	0.0%	0	0.0%	0	0.0%
455A	Exterior Insulated Finish Systems Mechanic	5,800	2	0	0.0%	1	50.0%	0	0.0%	1	50.0%	0	0.0%	0	0.0%	0	0.0%
Grand Total			9,042	572	6.3%	1,226	13.6%	320	3.5%	1,645	18.2%	1,231	13.6%	4,048	44.8%	3,528	39.0%

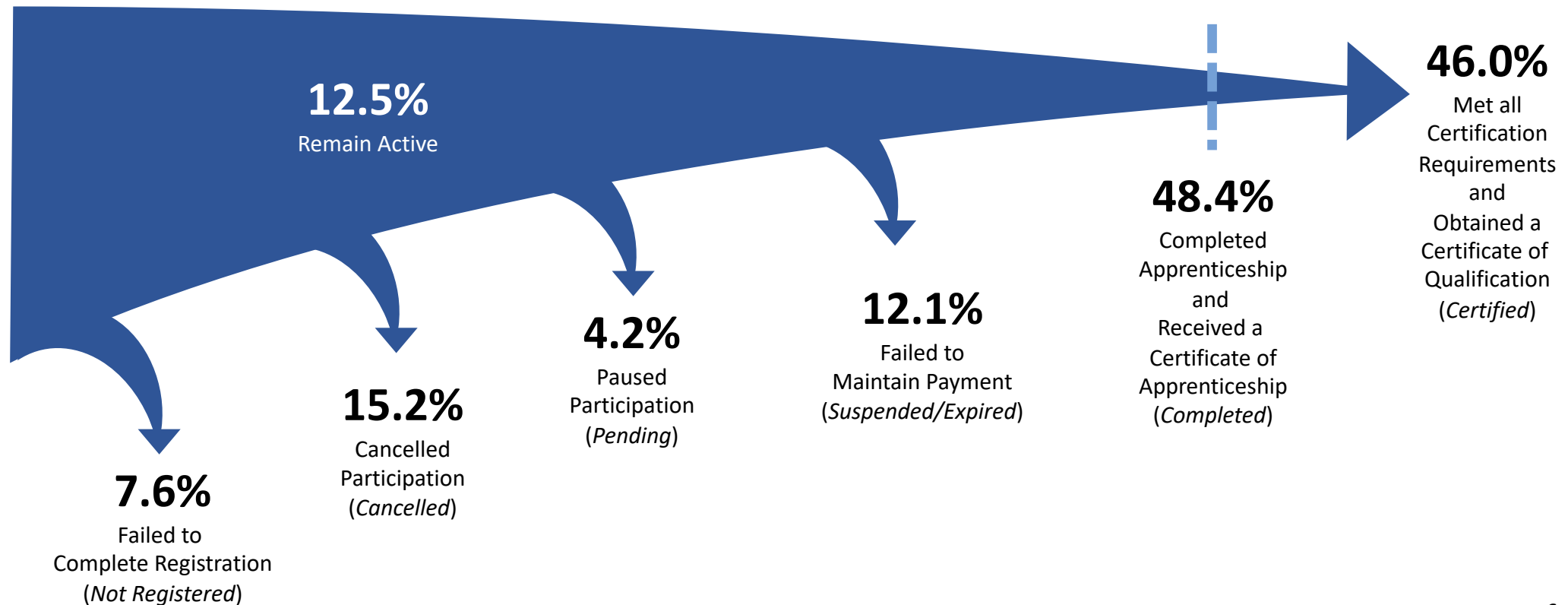
Apprenticeship Program Completion (CONSTRUCTION)

➤ *Current status of all 9,042 apprenticeships initiated in construction*



Apprenticeship Program Completion (ALL COMPULSORY)

➤ *Current status of all 10,494 apprenticeships initiated in compulsory trades*



Apprenticeship Program Completion (ALL VOLUNTARY)

- *Current status of all 16,954 apprenticeships initiated in voluntary trades*

